


••• Cambridge Young Learners English Tests



CAMBRIDGE

Starters

5



Answer Booklet

Examination Papers from
University of Cambridge
ESOL Examinations

Cambridge Books for Cambridge Exams •••

Cambridge Young Learners
English Tests

Cambridge Starters 5

Answer Booklet

Examination papers from
University of Cambridge
ESOL Examinations:
English for Speakers of Other Languages



CAMBRIDGE
UNIVERSITY PRESS

Contents

Introduction 4

Test 1 Answers 6

Test 2 Answers 11

Test 3 Answers 16

Thematic Vocabulary List 21

Introduction

Cambridge University Press
The Edinburgh Building, Cambridge CB2 2RU, UK

www.cambridge.org

The *Cambridge Young Learners English Tests* offer an elementary-level testing system for learners of English between the ages of 7 and 12. The tests include 3 key levels of assessment: *Starters*, *Movers* and *Flyers*.

Starters is the lowest level in the system. Test instructions are very simple and consist only of words and structures specified in the syllabus.

The complete test lasts about 45 minutes and has the following components: Listening, Reading and Writing, and Speaking.

	length	number of parts	number of items
Listening	approx. 20 minutes	4	20
Reading and Writing	20 minutes	5	25
Speaking	approx. 3–5 minutes	5	–

Candidates need a pen or pencil for the Reading and Writing paper, and coloured pens or pencils for the Listening paper. All answers are written on the question papers.

ISBN 978-0-321-69324-0 Student's Book

ISBN 978-0-321-69326-4 cassette

ISBN 978-0-321-69321-9 1 CD (audio)

Listening

In general, the aim is to focus on the 'here and now' and to use language in meaningful contexts. In addition to multiple-choice and short-answer questions, candidates are asked to use coloured pencils to mark their responses to one task. There are 4 parts. Each part begins with a clear example.

part	main skill focus	input	expected response	number of questions
1	listening for words and prepositions	picture and dialogue	carry out instructions and position things correctly on a picture	5
2	listening for numbers and spelling	illustrated comprehension questions and dialogue	write numbers and names	5
3	listening for specific information (present tenses)	3-option multiple-choice pictures and dialogues	tick correct box next to picture	5
4	listening for words, colours and prepositions	picture and dialogue	carry out instructions, locate objects, and colour correctly (range of colours is: black, blue, brown, green, grey, orange, pink, purple, red, yellow)	5

Reading and Writing

Again, the focus is on the 'here and now' and the use of language in meaningful contexts where possible. To complete the test, candidates need a single pen or pencil of any colour. There are 5 parts, each starting with a clear example.

part	main skill focus	input	expected response	number of questions
1	reading short sentences and recognising lexis	lexical items, pictures, and sentences	tick or cross to show if sentence is true or false	5
2	reading sentences about a picture and writing one-word answers	1 picture and sentences	write 'yes'/'no'	5
3	spelling of single words	pictures and sets of jumbled letters	write words	5
4	reading a text and writing missing words (nouns)	cloze text, words and pictures	choose and copy missing words correctly	5
5	reading questions about a picture story and writing one-word answers	story presented through 3 pictures and questions	write one-word answers to questions	5

Speaking

In the Speaking test, the candidate speaks with 1 examiner for about 4 minutes. The format of the test is explained in advance to the child in their native language, by a teacher or person familiar to them. This person then takes the child into the exam room and introduces them to the examiner.

Speaking ability is assessed according to various criteria, including comprehension, the ability to produce an appropriate response and pronunciation.

part	main skill focus	input	expected response
1	understanding and following spoken instructions	scene card	point to the correct part of the picture
2	understanding and following spoken instructions	scene card and 8 small object cards	place the object cards on the scene card as directed
3	understanding and answering spoken questions	scene card	answer questions with short answers
4	understanding and answering spoken questions	3 object cards	answer questions with short answers
5	understanding and responding to personal questions	no visual prompt	answer questions with short answers

Further information

The topics, structures, words and tasks upon which the *Cambridge Young Learners English Tests* are based are comprehensively described in the Handbook, so teachers or parents can know exactly what to expect.

Further information about the *Cambridge Young Learners English Tests* can be obtained from the Local Secretary for Cambridge ESOL examinations in your area, or from:

Cambridge ESOL (YLE Subject Officer)

Cambridge Assessment

1 Hills Road

Cambridge

CB1 2EU

United Kingdom

Telephone: +44 1223 553997

Fax: +44 1223 460278

e-mail: ESOLHelpdesk@CambridgeESOL.org

www.CambridgeESOL.org


Test 1 Answers

Listening

Part 1 (5 marks)

Lines should be drawn between:

- 1 the shoes and in the tree
- 2 the skirt and in the goat's mouth
- 3 the jeans and between the two socks on the line
- 4 the dress and on the girl's arm
- 5 the T-shirt and behind the chair



Part 2 (5 marks)


- 1 Short (correct spelling)
- 2 8/eight
- 3 3/three
- 4 May (correct spelling)
- 5 Bill (correct spelling)

Part 3 (5 marks)

- 1 A 2 C 3 B 4 B 5 A

Part 4 (5 marks)

- 1 Colour the flower on the sofa next to the girl – pink
- 2 Colour the flower on the clock – blue
- 3 Colour the flower in the book – yellow
- 4 Colour the flower on the mat – green
- 5 Colour the flower in the picture on the wall – orange



TRANSCRIPT *Hello. This is the Cambridge Starters Practice Listening Test, Test 1.*

Part 1 *Look at Part 1. Now look at the picture. Listen and look. There is one example.*

[pause]

MAN: Put the hat on the boy's head.
 WOMAN: Sorry?
 MAN: Put the hat on the boy's head.
 WOMAN: Right.

[pause]

Can you see the line? This is an example. Now you listen and draw lines.

[pause]

1
 MAN: Put the shoes in the tree.
 WOMAN: Sorry? Put the shoes where?
 MAN: In the tree.
 WOMAN: OK.

[pause]

2

MAN: Can you see the skirt?
 WOMAN: Yes.
 MAN: Well, put it in the goat's mouth.
 WOMAN: Right. The skirt is in the goat's mouth.

[pause]

3

MAN: Put the jeans between the two socks.
 WOMAN: Pardon? Put the jeans where?
 MAN: Between the two socks.
 WOMAN: OK.

[pause]

4

MAN: Can you find the dress?
 WOMAN: Yes.
 MAN: Put it on the girl's arm.
 WOMAN: OK. The dress is on the girl's arm now.

[pause]

Speaking 5

MAN: And now, put the T-shirt behind the chair.
 WOMAN: The T-shirt?
 MAN: That's right.
 WOMAN: OK. It's behind the chair.

Now listen to Part 1 again.

[The recording is repeated.]

[pause]

That is the end of Part 1.

Part 2 *Look at the picture. Listen and write a name or a number. There are two examples.*

[pause]

WOMAN: Hello. What's your name?
 BOY: Pat.
 WOMAN: Is that P - A - T?
 BOY: Yes.

[pause]

WOMAN: How old are you, Pat?
 BOY: I'm six.
 WOMAN: Six?
 BOY: That's right.

Can you see the answers? Now you listen and write a name or a number.

[pause]

1

WOMAN: Where do you live, Pat?
 BOY: In Short Street.
 WOMAN: How do you spell that?
 BOY: You spell it S - H - O - R - T.

[pause]

2

WOMAN: So, what number is your house?
 BOY: It's number eight.
 WOMAN: Sorry ... what number?
 BOY: Eight.

[pause]

3

WOMAN: How many bedrooms are there in your house, Pat?
 BOY: Mmm. There are three.
 WOMAN: Three?
 BOY: Yes. One for my mum and dad, one for my sister and one for me.

[pause]

4

WOMAN: What's your sister's name?
 BOY: It's May.
 WOMAN: Is that M - A - Y?
 BOY: Yes. I like her name.

[pause]

5

WOMAN: Now, Pat, have you got an animal in your house?
 BOY: Yes, I've got a mouse.
 WOMAN: Oh. Has it got a name?
 BOY: Yes. Its name is Bill.
 WOMAN: Can you spell that for me?
 BOY: Yes. Its B - I - double L.

Now listen to Part 2 again.

[The recording is repeated.]

[pause]

That is the end of Part 2.

[pause]

Part 3 *Look at the pictures. Listen and look. There is one example.*

[pause]

What's in Sue's box?

MAN: I like that box, Sue.
 GIRL: Yes. My favourite toy is in it.
 MAN: What's that? Your doll? Your toy elephant?
 GIRL: No, it's my ball. Look!

[pause]

Can you see the tick? Now you listen and tick the box.

[pause]

1 *What can Nick have?*

BOY: Can I have some ice cream please, Mum?
 WOMAN: Not now, Nick. Sorry.
 BOY: Oh. Can I have a cake, then?
 WOMAN: No. Look. You can have this apple.

[pause]

2 *Which man is Ann's teacher?*

MAN: Is that a photo of your classroom, Ann?
 GIRL: Yes. Can you see my teacher, Dad?
 MAN: Has he got brown hair?
 GIRL: No, he's got grey hair and glasses.

[pause]

3 *Where's Mum?*

GIRL: Dad. Where's Mum?
 MAN: I don't know. Is she in the garden?
 GIRL: No. And she isn't in the kitchen.
 MAN: Oh, I know! She's having a bath.

[pause]

4 *What's Ben's brother doing?*

WOMAN: What's your brother doing, Ben? Is he drawing a picture?

BOY: No.
 WOMAN: Oh. Well, is he writing a story?
 BOY: No. He's learning his numbers.

[pause]

5 *What's Tom's favourite sport?*

WOMAN: What's your favourite sport, Tom?
 BOY: Mmm. I don't know.
 WOMAN: Is it football? Tennis?
 BOY: No. It's badminton. That's my favourite.

[pause]

Now listen to Part 3 again.

[The recording is repeated.]

[pause]

That is the end of Part 3.

[pause]

Part 4 *Look at the picture. Listen and look.
 There is one example.*

[pause]

MAN: Can you see the flower on the table?
 GIRL: Yes.
 MAN: Well, colour it purple.
 GIRL: Sorry?
 MAN: Colour it purple. The flower on the table.

[pause]

Can you see the purple flower on the table? This is an example. Now you listen and colour.

[pause]

1

MAN: Can you see the girl? There's a flower next to her on the sofa.
 GIRL: Can I colour it?
 MAN: Yes. You can colour that flower pink.
 GIRL: OK. The flower on the sofa is pink now.

[pause]

2

MAN: Look at the clock!
 GIRL: Yes – it's got a beautiful flower on it.
 MAN: Colour that flower blue, please.
 GIRL: Right. The flower on the clock is blue.

[pause]

3

MAN: And can you see the flower in the book?
 GIRL: Where is it?
 MAN: Next to the bookcase.
 GIRL: Right. Can I colour that flower yellow?
 MAN: Yes. Colour the flower in the book yellow.

[pause]

4

GIRL: I like the mat. It's got a flower on it.
 MAN: You can colour that flower now.
 GIRL: Oh, thank you. Can I colour it green?
 MAN: OK. Colour the flower on the mat green.

[pause]

5

MAN: Can you see the picture on the wall?
 GIRL: Yes.
 MAN: Well, colour the flower in it orange.
 GIRL: Sorry?
 MAN: Colour the flower in the picture orange.

Now listen to Part 4 again.

[The recording is repeated.]

[pause]

That is the end of the Starters Practice Listening Test 1.

Reading and Writing

Part 1 (5 marks)

1 ✓ 2 ✗ 3 ✓ 4 ✗ 5 ✓

Part 2 (5 marks)

1 no 2 no 3 no 4 yes 5 yes

Part 3 (5 marks)

1 bus 2 boat 3 plane 4 train
 5 motorbike

Part 4 (5 marks)

1 zoo 2 elephant 3 legs 4 eyes 5 meat

Part 5 (5 marks)

1 three/3 (boys) 2 (on a/the) box 3 (a) fish
 4 (in the) house/home 5 (a/the) (red) ball

Speaking

Part	Examiner does this:	Examiner says this:	Minimum response expected from child:	Back-up questions:
	Usher brings candidate in.	Usher to examiner: Hello. This is (child's name*). Examiner: Hello, *. My name's Jane/Ms Smith.	Hello.	
1	Points to Scene card. Points to the fish in Scene card.	Look at this. It's a beautiful day. The boy is looking at the ducks. Here's the fish. * where's the bus? Where's the frog?	Points at items in the picture.	Is this the bus? Is this the frog?
2	Points to Object cards.	Now look at these. Which is the camera? I'm putting the camera next to the flowers. Now you put the camera in front of the woman. Which is the chair/ motorbike? Put the chair/motorbike between the trees. Which is the tomato/ coconut? Put the tomato/coconut in the water.	Points to Object card. Puts Object card in place. Points to Object card. Puts Object card in place. Points to Object card. Puts Object card in place.	Is this the camera? (pointing to camera) Where's the woman? In front of the woman. Is this the chair/motorbike? (pointing to chair/motorbike) Where are the trees? Between the trees. Is this the tomato/ coconut? (pointing to tomato/ coconut) Where's the water? In the water.
3	Removes Object cards and points to the brown dog in Scene card. Points to man running.	Now, *, what's this? What colour is it? How many dogs are there? What's the man doing?	dog brown two running	Is it a dog? Is it black? Brown? Is there one? Two? Is he running?
4	Puts Scene card away and picks out three Object cards.			
4.1	Shows socks card.	What are these? Are you wearing socks? What colour are your/ these socks?	socks yes/no red	Are they socks? Are they red?
4.2	Shows bread card.	What's this? Do you like bread? What do you eat for breakfast?	bread yes/no eggs	Is it bread? Do you eat eggs?
4.3	Shows book card.	What's this? Do you like books? Where do you read books?	book yes/no school	Is it a book? Do you read books at school?

* Remember to use the child's name throughout the test.

Part	Examiner does this:	Examiner says this:	Minimum response expected from child:	Back-up questions:
5	Puts away all cards.	<p>Now, *, what's your favourite sport?</p> <p>Where do you play?</p> <p>Who do you play with?</p>	<p><i>tennis</i></p> <p><i>garden</i></p> <p><i>friends</i></p>	<p>Do you like <i>tennis</i>?</p> <p>Do you play in the <i>garden</i>?</p> <p>Do you play with <i>friends</i>?</p>
		OK, thank you, *. Goodbye.	Goodbye .	

* Remember to use the child's name throughout the test.


Test 2 Answers

Listening

Part 1 (5 marks)

Lines should be drawn between:

- 1 the monkey and on the bath mat
- 2 the giraffe and in the cupboard
- 3 the mouse and next to the flowers
- 4 the tiger and under the chair
- 5 the crocodile and between the shoes



Part 2 (5 marks)


- 1 16/sixteen
- 2 4/four
- 3 Ben (correct spelling)
- 4 Nick (correct spelling)
- 5 Lucy (correct spelling)

Part 3 (5 marks)

- 1 B
- 2 C
- 3 C
- 4 A
- 5 C

Part 4 (5 marks)

- 1 Colour the lizard in the bag – yellow
- 2 Colour the lizard next to the robot – green
- 3 Colour the lizard behind the girl's chair – blue
- 4 Colour the lizard under the teacher's table – purple
- 5 Colour the lizard on the ruler – brown



TRANSCRIPT Hello. This is the Cambridge Starters Practice Listening Test, Test 2.

Part 1 Look at Part 1. Now look at the picture. Listen and look. There is one example.

[pause]

WOMAN: Put the duck in the bath.
 MAN: Sorry? Where?
 WOMAN: Put the duck in the bath. With the boy.
 MAN: OK.

[pause]

Can you see the line? This is an example. Now you listen and draw lines.

[pause]

1
 MAN: Can I put the monkey on the mat?
 WOMAN: Pardon?
 MAN: The monkey. Can I put it on the mat?
 WOMAN: Yes, you can.

[pause]

2

MAN: Put the giraffe in the cupboard.
 WOMAN: Where?
 MAN: In the cupboard. Put the giraffe there.
 WOMAN: Right.

[pause]

3

MAN: Now the mouse. Put it next to the flowers.
 WOMAN: Pardon?
 MAN: Put the mouse next to the flowers.
 WOMAN: Yes, OK.

[pause]

4

WOMAN: Look at the tiger. Can you put it under the chair?
 MAN: Sorry?
 WOMAN: Please put the tiger under the chair.
 MAN: OK.

[pause]

5

MAN: And now?
 WOMAN: Mmm ... the crocodile. Put it between the boy's shoes.
 MAN: Pardon?
 WOMAN: Put the crocodile between the two shoes, please.

Now listen to Part 1 again.

[The recording is repeated.]

[pause]

That is the end of Part 1.

[pause]

Part 2 *Look at the picture. Listen and write a name or a number. There are two examples.*

[pause]

MAN: Hello. What's your name?
 GIRL: It's May.
 MAN: How do you spell that?
 GIRL: M - A - Y.

[pause]

MAN: Now, how old are you, May?
 GIRL: I'm eight.
 MAN: Eight?
 GIRL: That's right.

Can you see the answers? Now you listen and write a name or a number.

[pause]

1

MAN: Are these all your monsters, May?
 GIRL: Yes, I've got sixteen of them.
 MAN: How many? Sixteen?
 GIRL: Yes. And they've all got names.

[pause]

2

MAN: I like this monster, here.
 GIRL: She's my new monster. Look! She's got four eyes!
 MAN: Four eyes?
 GIRL: Yes. That's right.

[pause]

3

MAN: Ugh! This monster's ugly! What's his name?
 GIRL: It's Ben.
 MAN: Oh! Do you spell that B - E - N?
 GIRL: Yes.

[pause]

4

MAN: And who's this?
 GIRL: He's my favourite. His name's Nick.
 MAN: Sorry? Can you spell that for me?
 GIRL: Yes. N - I - C - K.

[pause]

5

GIRL: My friend likes my monsters too.
 MAN: Oh - what's your friend's name?
 GIRL: Lucy. That's L - U - C - Y.
 MAN: Oh, good.
 GIRL: Yes.

Now listen to Part 2 again.

[The recording is repeated.]

[pause]

That is the end of Part 2.

[pause]

Part 3 *Look at the pictures. Listen and look. There is one example.*

[pause]

Which boy is Tom?

WOMAN: I can't find Tom. Is he in the house?
 GIRL: No, he isn't. He's in the garden.
 WOMAN: Is he playing football?
 GIRL: No, he's reading.

[pause]

Can you see the tick? Now you listen and tick the box.

[pause]

1 *What does Bill want for lunch?*

WOMAN: Do you want a burger for lunch, Bill?
 BOY: No thanks, Mum. Can I have some sausages?
 WOMAN: OK. And do you want a drink of milk?
 BOY: No, not today. Can I have some orange juice, please?

[pause]

2 *What's Pat wearing?*

GIRL: What's Pat wearing today? A dress?
 BOY: No. She's wearing her jeans.
 GIRL: And is she wearing her new jacket?
 BOY: No. It's very hot today!

[pause]

3 *Which is Sam's picture?*

GIRL: Look, Sam's painting a picture. Is it a car?
 BOY: No, it's a motorbike.
 GIRL: And is there a boy in the painting?
 BOY: No, there isn't. He can't draw children.

<p>[pause]</p> <p>4 <i>What are the children doing?</i></p> <p>MAN: Are the children listening to the radio? WOMAN: No. The boys are playing their guitars. MAN: And is Sue playing the piano with them? WOMAN: Yes. She is. They're learning a new song.</p> <p>[pause]</p> <p>5 <i>Where is Kim?</i></p>	<p>3</p> <p>BOY: Oh, look! There's a lizard behind the girl's chair. WOMAN: Yes, there is. Can you colour it blue? BOY: A blue lizard behind the chair. WOMAN: That's right.</p> <p>[pause]</p> <p>4</p> <p>WOMAN: Now, find the teacher's table. BOY: There's a lizard under it. It's drinking some water. WOMAN: Can you colour it purple, please? BOY: OK. A purple lizard, under the table.</p> <p>[pause]</p>
<p>[pause]</p> <p>Now listen to Part 3 again.</p> <p>[The recording is repeated.]</p> <p>[pause]</p> <p><i>That is the end of Part 3.</i></p> <p>[pause]</p>	<p>5</p> <p>WOMAN: Can you see the ruler on the boy's desk? BOY: Yes. And there's a lizard on it. WOMAN: Yes. Now colour it brown. BOY: OK. A brown lizard on the ruler. There! WOMAN: Thank you. That's very good.</p>
<p><i>Part 4 Look at the picture. Listen and look. There is one example.</i></p> <p>[pause]</p> <p>WOMAN: Can you see the board in the picture? BOY: Yes. WOMAN: Now, can you see the lizard on it? BOY: Yes, I can. WOMAN: Colour it red. The lizard on the board. BOY: OK. It's red now.</p> <p>[pause]</p>	<p><i>Now listen to Part 4 again.</i></p> <p>[The recording is repeated.]</p> <p>[pause]</p> <p><i>That is the end of the Starters Practice Listening Test 2.</i></p>
<p><i>Can you see the red lizard on the board? This is an example. Now you listen and colour.</i></p> <p>[pause]</p> <p>1</p> <p>WOMAN: Look at the lizard in the bag. BOY: Oh, yes. Can I colour it? WOMAN: Yes, colour it yellow, please. BOY: Pardon? WOMAN: The lizard in the bag. Colour it yellow.</p> <p>[pause]</p> <p>2</p>	<p>Reading and Writing</p> <p><i>Part 1 (5 marks)</i></p> <p>1 ✓ 2 X 3 X 4 ✓ 5 ✓</p> <p><i>Part 2 (5 marks)</i></p> <p>1 no 2 no 3 yes 4 yes 5 no</p> <p><i>Part 3 (5 marks)</i></p> <p>1 pea 2 pear 3 onion 4 potato 5 pineapple</p> <p><i>Part 4 (5 marks)</i></p> <p>1 numbers 2 table 3 words 4 pictures 5 game</p> <p><i>Part 5 (5 marks)</i></p> <p>1 (a/the) T-shirt 2 (the) man/father 3 (on the) (white) chair 4 (the) glasses/spectacles 5 (the) (coloured) ball</p>
<p>WOMAN: Now, find the robot. BOY: Right. WOMAN: There's a lizard next to it. Can you colour it green? BOY: Sorry? WOMAN: Colour the lizard next to the robot green.</p> <p>[pause]</p>	

Speaking

Part	Examiner does this:	Examiner says this:	Minimum response expected from child:	Back-up questions:
	Usher brings candidate in.	Usher to examiner: Hello. This is (child's name*). Examiner: Hello, *. My name's <i>Jane/Ms Smith</i> .	Hello.	
1	Points to Scene card. Points to the train in Scene card.	Look at this. This is a kitchen. Two children are playing. Here's the train. * where's the chair? Where's the apple?	Points at items in the picture.	Is this the chair? Is this the apple?
2	Points to Object cards.	Now look at these. Which is the shoe? I'm putting the shoe on the mat. Now you put the shoe in front of the window. Which is the boat/lorry? Put the boat/lorry behind the chair. Which is the radio/duck? Put the radio/duck in the cupboard.	Points to Object card. Puts Object card in place. Points to Object card. Puts Object card in place. Points to Object card. Puts Object card in place.	Is this the shoe? (pointing to shoe) Where's the window? In front of the window. Is this the boat/lorry? (pointing to boat/lorry) Where's the chair? Behind the chair. Is this the radio/duck? (pointing to radio/duck) Where's the cupboard? In the cupboard.
3	Removes Object cards and points to the pink hippo in Scene card. Points to the bird.	Now, *, what's this? What colour is it? How many hippos are there? What's the bird doing?	hippo pink two singing	Is it a hippo? Is it white? Pink? Is there one? Two? Is it singing?
4	Puts Scene card away and picks out three Object cards.			
4.1	Shows watch card.	What's this? Do you have a watch? What colour is your/this watch?	watch yes/no brown	Is it a watch? Is it brown?
4.2	Shows eggs card.	What are these? Do you eat eggs for breakfast? What's your favourite food?	eggs yes/no ice cream	Are they eggs? Do you like ice cream?
4.3	Shows mouse card.	What's this? Do you like mice? What animals do you like?	mouse yes/no dogs	Is it a mouse? Do you like dogs? Cats?

* Remember to use the child's name throughout the test.

Part	Examiner does this:	Examiner says this:	Minimum response expected from child:	Back-up questions:
5	Puts away all cards.	<p>Now, *, how old are you?</p> <p>What's your friend's name?</p> <p>Where do you see your friend?</p>	<p><i>8</i></p> <p><i>Maria/Pedro</i></p> <p><i>school</i></p>	<p>Are you <i>8?</i> or <i>9?</i></p> <p>Is her name <i>Maria?</i>/ Is his name <i>Pedro?</i></p> <p>Do you see your friend at <i>school?</i></p>
		<p>OK, thank you, *. Goodbye.</p>	<p>Goodbye.</p>	

* Remember to use the child's name throughout the test.


Test 3 Answers

Listening

Part 1 (5 marks)

Lines should be drawn between:

- 1 the cake and between the two children
- 2 the frog and in the water behind the fish
- 3 the watermelon and in front of the boy
- 4 the lemonade and in the box next to the girl
- 5 the hat and on the sheep's head



Part 2 (5 marks)

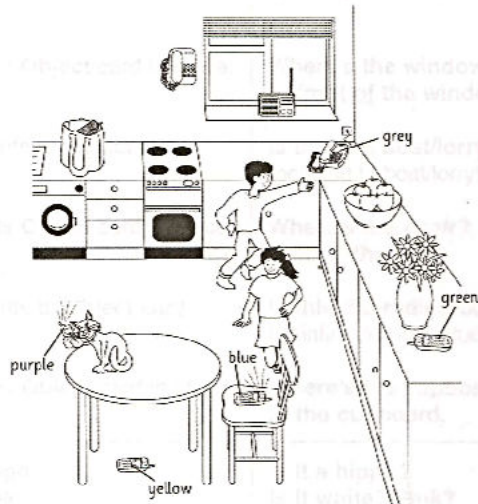
- 1 New (correct spelling)
- 2 17/seventeen
- 3 8/eight
- 4 Bill (correct spelling)
- 5 12/twelve

Part 3 (5 marks)

- 1 C
- 2 C
- 3 B
- 4 B
- 5 A

Part 4 (5 marks)

- 1 Colour the phone on the chair – blue
- 2 Colour the phone between the apples and the radio – grey
- 3 Colour the cat's phone – purple
- 4 Colour the phone under the table – yellow
- 5 Colour the phone next to the flowers – green



TRANSCRIPT Hello. This is the Cambridge Starters Practice Listening Test, Test 3.

Part 1 Look at Part 1. Now look at the picture. Listen and look. There is one example.

[pause]

MAN: Put the bird next to the sun.

WOMAN: Put the bird where?

MAN: Put it there. It's flying, next to the sun.

WOMAN: OK.

[pause]

Can you see the line? This is an example. Now you listen and draw lines.

[pause]

1

MAN: Put the cake between the two children.

WOMAN: Sorry? Put the cake where?

MAN: Between the children.

WOMAN: Right.

[pause]

2

MAN: Now put the frog in the water.

WOMAN: In the water?

MAN: Yes, put it behind the fish.

WOMAN: That's good! A frog behind the fish.

[pause]

3

MAN: Put the watermelon in front of the boy.

WOMAN: Pardon?

MAN: Put the watermelon in front of the boy.

WOMAN: OK.

[pause]

4

MAN: Put the lemonade in the box next to the girl.

WOMAN: Sorry? Where do I put the lemonade?

MAN: In the box next to the girl.

WOMAN: OK.

[pause]

5

MAN: And now, put the hat on the sheep's head.
 WOMAN: Pardon?
 MAN: The hat. Put it on the sheep's head.
 WOMAN: Right. It's a hot day!

Now listen to Part 1 again.

[The recording is repeated.]

[pause]

That is the end of Part 1.

[pause]

Part 2 *Look at the picture. Listen and write a name or a number. There are two examples.*

[pause]

MAN: Hello. What's your name?
 GIRL: Kim.
 MAN: How do you spell that?
 GIRL: K - I - M.

[pause]

MAN: Is it your birthday today, Kim?
 GIRL: Yes, it is.
 MAN: Happy birthday! How old are you?
 GIRL: I'm six today.
 MAN: Six! Great!

Can you see the answers? Now you listen and write a name or a number.

[pause]

1

MAN: Now, where do you live, Kim?
 GIRL: In New Street.
 MAN: Is that N - E - W?
 GIRL: Yes, that's right.

[pause]

2

MAN: What number is your house?
 GIRL: It's number seventeen.
 MAN: Sorry? What number?
 GIRL: Seventeen.

[pause]

3

MAN: How many people live at your house?
 GIRL: There are eight of us.
 MAN: Eight?
 GIRL: Yes. My grandma and grandpa live with us.

[pause]

4

MAN: And what's your grandpa's name?
 GIRL: His name's Bill.
 MAN: Is that B - I - L - L?
 GIRL: That's right. I love my grandpa.

[pause]

5

MAN: And do you have a sister?
 GIRL: Yes. I have a big sister. She's twelve.
 MAN: How old? Twelve?
 GIRL: Yes, that's right.

Now listen to Part 2 again.

[The recording is repeated.]

[pause]

That is the end of Part 2.

[pause]

Part 3 *Look at the pictures. Listen and look. There is one example.*

[pause]

Which girl is Sue?

GIRL: Which is Sue - the new girl in your class? Is she the girl with black hair?
 BOY: No, Sue's got brown hair.
 GIRL: Is her hair long?
 BOY: No, it's very short.

[pause]

Can you see the tick? Now you listen and tick the box.

[pause]

1 *Which monster does Sam like?*

WOMAN: This book's good, Sam. Do you like the monsters?
 BOY: Mmm, I don't like the monster with one eye.
 WOMAN: I like the one with three legs. Do you?
 BOY: No. Here's my favourite - the monster with six arms!

[pause]

2 *How does Sam go to school?*

WOMAN: Do you go to school on your bike, Sam?
 BOY: No, I don't.
 WOMAN: Oh. Do you go on the bus?
 BOY: No. I walk to school with my sisters.

[pause]

3 *What's Ann wearing?*

MAN: Can you see Ann?
 GIRL: Yes. She's there, next to that boy.
 MAN: Is she wearing a dress?
 GIRL: No. She's wearing jeans and a T-shirt.

[pause]

4 *What's Pat's favourite lunch?*

MAN: What's your favourite lunch, Pat? Is it burgers and French fries?
 GIRL: No, I don't like them.
 MAN: Oh. Is it meat and potatoes?
 GIRL: No. My favourite lunch is chicken and rice.

[pause]

5 *Which is Tom's kite?*

GIRL: Is this orange kite Tom's?
 BOY: No. It's his brother's.
 GIRL: Is Tom's kite pink, then?
 BOY: No. Tom's kite is white.

[pause]

Now listen to Part 3 again.

[The recording is repeated.]

[pause]

That is the end of Part 3.

[pause]

Part 4 *Look at the picture. Listen and look. There is one example.*

[pause]

WOMAN: Look at this picture. It's a kitchen.
 BOY: Yes. Please can I colour the phones? There are seven!
 WOMAN: Yes. There's a phone in a bag. Colour it red.
 BOY: OK. A red phone in the bag.

[pause]

Can you see the red phone in the bag? This is an example. Now you listen and colour.

[pause]

1

WOMAN: Now – there's a phone on the chair.
 BOY: Yes, I can see it.
 WOMAN: Colour it blue.
 BOY: OK. The phone on the chair. I'm colouring it blue.
 WOMAN: That's right.

[pause]

2

WOMAN: Can you see the phone between the apples and the radio?
 BOY: Yes.
 WOMAN: Colour it grey. The phone between the apples and the radio.
 BOY: That's good! I'm colouring it grey.

[pause]

3

WOMAN: The cat's got a phone! Can you see it?
 BOY: Yes – it's talking to its friends!
 WOMAN: Colour that phone purple.
 BOY: OK. The cat's phone is purple.

[pause]

4

WOMAN: Now, the phone under the table.
 BOY: Can I colour it yellow?
 WOMAN: Yes.
 BOY: OK. There's a yellow phone under the table.

[pause]

5

WOMAN: And now look at the flowers.
 BOY: Yes – there's a phone next to them.
 WOMAN: That's right. The phone next to the flowers. Colour it green.
 BOY: OK – it's green.
 WOMAN: Good!

Now listen to Part 4 again.

[The recording is repeated.]

[pause]

That is the end of the Starters Practice Listening Test 3.

Reading and Writing

Part 1 (5 marks)

1 ✓ 2 ✓ 3 ✗ 4 ✓ 5 ✗

Part 2 (5 marks)

1 no 2 yes 3 yes 4 no 5 no

Part 3 (5 marks)

1 apple 2 mango 3 lemon 4 orange
 5 banana

Part 4 (5 marks)

1 father 2 sand 3 shells 4 chair 5 boats

Part 5 (5 marks)

1 swimming 2 three/3 (ducks)
 3 (a/the) (beach) ball
 4 (a/the) crocodile/(an/the) alligator
 5 (in a/the) tree(s)

Speaking

Part	Examiner does this:	Examiner says this:	Minimum response expected from child:	Back-up questions:
	Usher brings candidate in.	Usher to examiner: Hello. This is (child's name*). Examiner: Hello, *. My name's Jane/Ms Smith.	Hello.	
1	Points to Scene card. Points to the cake in Scene card.	Look at this. The boy is eating. He's very happy. Here's the cake. * where's the girl? Where's the pineapple?	Points at items in the picture.	Is this the girl? Is this the pineapple?
2	Points to Object cards.	Now look at these. Which is the boat? I'm putting the boat on the mat. Now you put the boat on the horse. Which is the carrot/camera? Put the carrot/camera under the kite. Which is the shoe? Put the shoe next to the bike.	Points to Object card. Puts Object card in place. Points to Object card. Puts Object card in place. Points to Object card. Puts Object card in place.	Is this the boat? (pointing to boat) Where's the horse? On the horse. Is this the carrot/camera? (pointing to carrot/camera) Where's the kite? Under the kite. Is this the shoe? (pointing to shoe) Where's the bike? Next to the bike.
3	Removes Object cards and points to the green book in Scene card. Points to birds.	Now, *, what's this? What colour is it? How many books are there? What are the birds doing?	book green three flying	Is it a book? Is it black? Green? Are there two? Three? Are they flying?
4	Puts Scene card away and picks out three Object cards.			
4.1	Shows hat card.	What's this? Do you have a hat? What colour is your/this hat?	hat yes/no yellow	Is it a hat? Is it yellow?
4.2	Shows tomato/egg card.	What's this? Do you like tomatoes/eggs? What do you eat for breakfast?	tomato/egg yes/no bread	Is it a tomato/egg? Do you eat bread?
4.3	Shows mirror card.	What's this? Do you have a mirror in your bathroom? Is your mirror big or small?	mirror yes/no big	Is it a mirror? Do you have a big mirror?

* Remember to use the child's name throughout the test.

carrot
 chicken
 chips (US fries)
 coconut
 dinner
 drink (n & v)
 eat
 egg
 fish
 food
 fries (UK chips)
 fruit
 grape
 ice cream
 juice
 lemon
 lemonade
 lime
 lunch
 mango
 meat
 milk
 onion
 orange
 pea
 pear
 pineapple
 potato
 rice
 sausage
 supper
 tomato
 water
 watermelon

THE HOME

apartment
 armchair
 bath
 bathroom
 bed
 bedroom
 bookcase
 box
 camera
 chair
 clock
 computer
 cupboard
 desk
 dining room
 doll
 door
 flat
 floor
 flower
 garden
 hall
 house

kitchen
 lamp
 living room
 mat
 mirror
 painting
 phone
 picture
 radio
 room
 sleep
 sofa
 table
 television/TV
 toy
 tree
 wall
 watch
 window

NUMBERS

Cardinals: 1–20

PLACES & DIRECTIONS

behind
 between
 here
 in
 in front of
 next to
 on
 park
 shop (US store)
 store (UK shop)
 street
 there
 under

SCHOOL

alphabet
 answer
 ask
 board
 book
 bookcase
 class
 classroom
 close
 colour
 computer
 correct
 cross
 cupboard
 desk
 door
 draw
 English
 eraser

example
 find
 floor
 know
 learn
 lesson
 letter (as in alphabet)
 line
 listen (to)
 look
 name
 number
 open
 page
 part
 pen
 pencil
 picture
 playground
 question
 read
 right (as in correct)
 rubber
 ruler
 school
 sentence
 spell
 story
 teacher
 tell
 test (n & v)
 tick (n & v)
 understand
 wall
 window
 word
 write

SPORTS & LEISURE

badminton
 ball
 baseball
 basketball
 beach
 bike
 boat
 book
 bounce
 camera
 catch
 doll
 draw(ing)
 drive
 enjoy
 favourite
 fish(ing)
 fly
 football (US soccer)
 game

guitar
hit
hobby
hockey
jump
kick
kite
listen (to)
paint(ing)
photo
piano
picture
play (with)
radio
read
ride (n & v)
run
sing
soccer (UK football)
song
sport
story
table tennis
television/TV
tennis
throw
toy
TV/television
watch

TIME

afternoon
birthday
clock
day
end
evening
morning
night
today
watch

TOYS

ball
baseball
basketball
bike
car
doll
football
game
helicopter
kite
lorry (US truck)
monster
plane
robot

toy
train
truck (UK lorry)

TRANSPORT

bike
boat
bus
car
fly
go
helicopter
lorry (US truck)
motorbike
plane
ride
run
swim
train
truck (UK lorry)
walk

WEATHER

sun

WORK

teacher

THE WORLD AROUND US

beach
sand
sea
shell
street
sun
tree
water

USEFUL WORDS & EXPRESSIONS

bye (-bye)
goodbye
hello
I don't know
no
oh
oh dear
OK
pardon
please
right
so
sorry
thank you
thanks
then
well

well done
wow
yes

ADJECTIVES

angry
beautiful
big
clean
closed
correct
dirty
double
English
favourite
funny
good
great
happy
her
his
its
long
my
new
nice
old
our
right (correct)
sad
short
small
sorry
their
ugly
young
your

DETERMINERS

a/an
a lot of
lots of
many
my
no
one
some
that
the
these
this
those

ADVERBS

a lot
again
here
lots

not
now
then
there
today
too
very

PREPOSITIONS

about
at
behind
between
for
from
in (prep of place)
in front of
like
next to
of
on
to
under
with

CONJUNCTIONS

and
but
or

PRONOUNS

he
her
hers
him
his
I
it
its
me
mine
one
ours
she
that
theirs
them
these
they
this
those
us
we
you
yours

VERBS

Irregular:

be
catch (a ball)
choose
come
do
draw
drink
drive
eat
find
fly
get
give
go
have
have (got)
hit
hold
know
learn
make
put
read
ride
run
say
see
sing
sit (down)
sleep
spell
stand (up)
swim
take (a photo)
tell
throw
understand
wear
write

Regular:

add
answer
ask
bounce
clean
close
colour
complete
cross
enjoy
jump
kick
learn
like
listen (to)
live

look
look at
love
open
paint
phone
pick up
play (with)
point
show
smile
start
stop
talk
test
tick
try
walk
want
watch
wave

MODALS

can/cannot/can't

QUESTION WORDS

how
how many
how old
what
where
which
who
whose

NAMES

Alex
Ann
Anna
Ben
Bill
Jill
Kim
Lucy
May
Nick
Pat
Sam
Sue
Tom
Tony

CAMBRIDGE

Starters

5

Examination Papers from University of Cambridge ESOL Examinations


Cambridge University Press is the only official publisher of Young Learners past papers from Cambridge ESOL – an essential part of any preparation course for the Young Learners English Tests.

Cambridge Young Learners English Tests are designed to evaluate the English level of primary learners aged 7 to 12 – and make testing fun. They consist of three key levels of assessment: Starters, Movers and Flyers.

This edition for the updated 2007 test, contains three Starters papers from University of Cambridge ESOL Examinations. These colourful test papers contain engaging activities and attractive illustrations to motivate young learners at this level. They also provide an excellent opportunity for children, parents and teachers alike to familiarise themselves with the format of the test.

The cassette and CD contains the recorded material for the Listening test. The Answer Booklet includes tapescripts, answers and examples of the type of interchange to expect in the Speaking test.

Available in this series:



ISBN: 978-0-521-69349-3



ISBN: 978-0-521-69361-5



ISBN: 978-0-521-69398-1



CAMBRIDGE
UNIVERSITY PRESS
www.cambridge.org

ISBN 978-0-521-69325-7



9 780521 693257 >